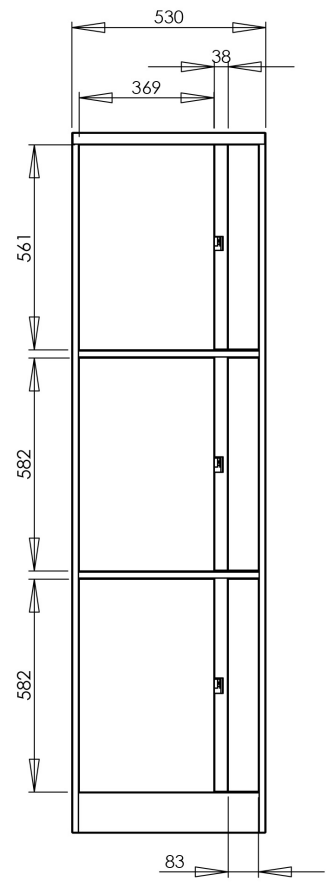
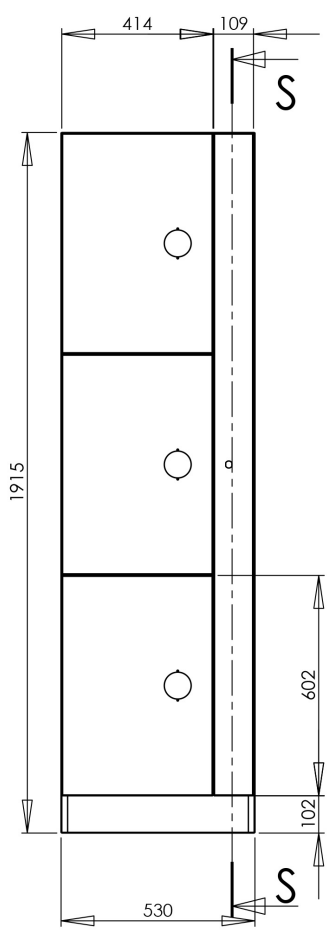
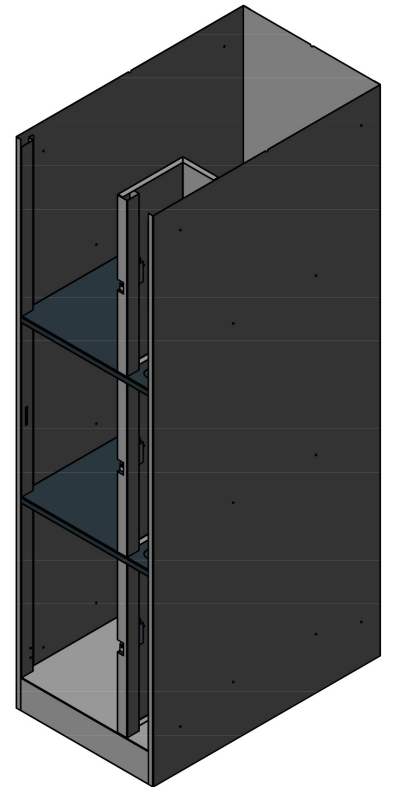
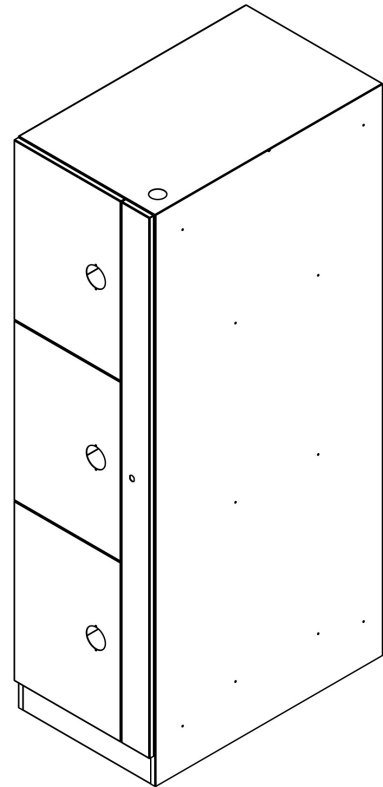
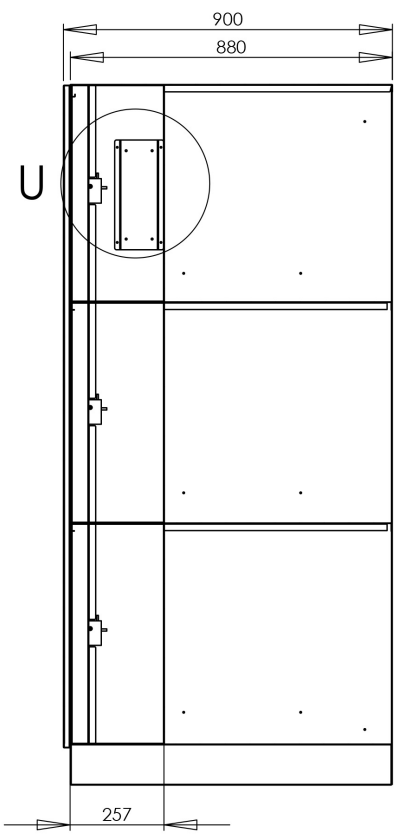


Ø 5.0  
TOP HAT SECTION SPOT WELDED TO TOP PARTITION WITH Ø 5 HOLE FOR M3 NUTSERT

DETAIL U  
SCALE 2 : 15



CLEAR OPENINGS

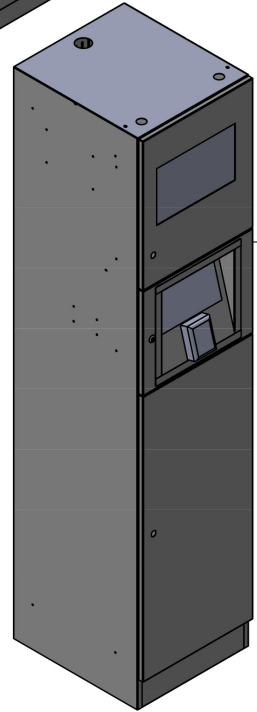
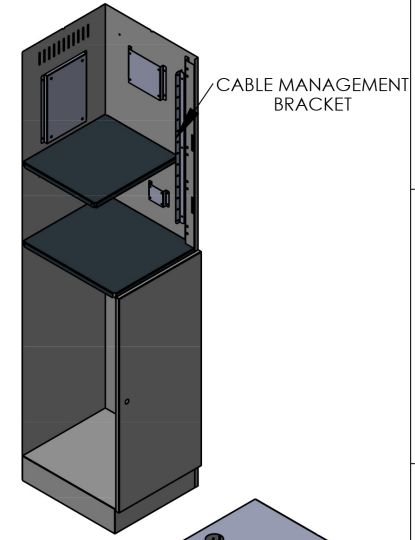
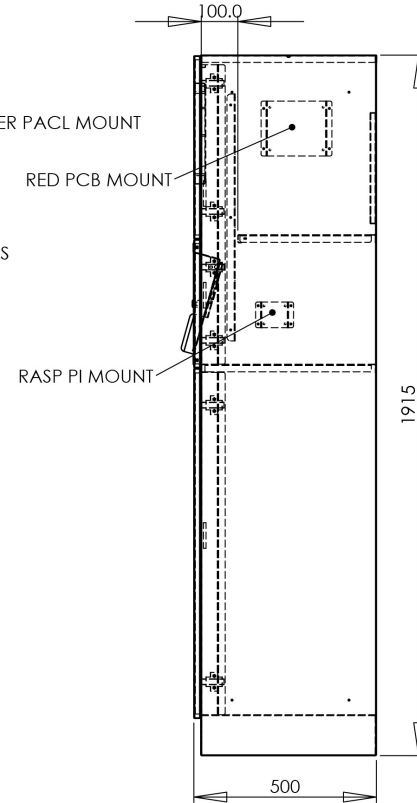

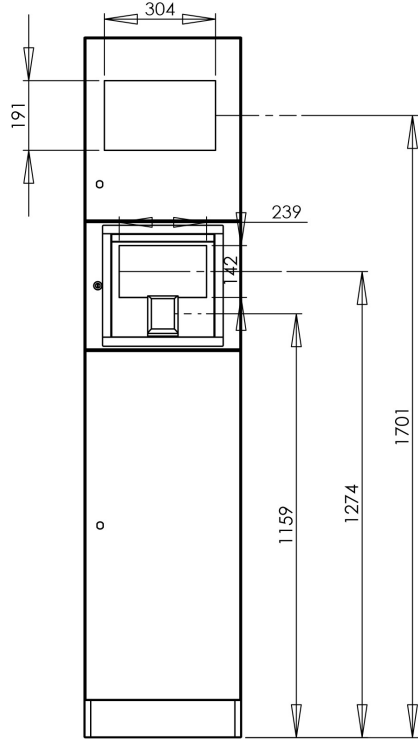
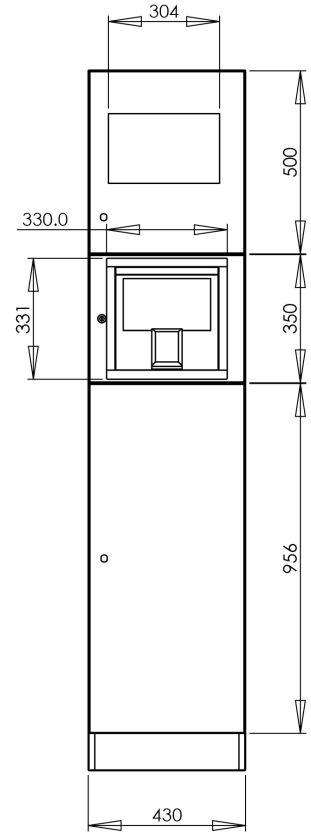
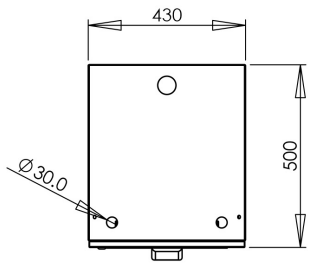


SECTION U-U  
SCALE 1 : 15

UNLESS OTHERWISE SPECIFIED: DIMENSIONS ARE IN MILLIMETERS SURFACE FINISH: TOLERANCES: LINEAR: ±0.5mm ANGULAR: ±0.5°		FINISH:	DEBUR AND BREAK SHARP EDGES
DRAWN	NAME	SIGNATURE	DATE
CHK'D			
APPV'D			
MFG			
Q.A			
GENERAL TOL - UOS ± 0.1 MM		MATERIAL:	



CLIENT:	<b>LOCKERS AUSTRALASIA</b>
ASSEMBLY:	<b>HEAVY DUTY LUGGAGE LOCKER</b>
PART NO.	DRAWING NO.
	F
SCALE: 1:20	SHEET 1 OF 9



UNLESS OTHERWISE SPECIFIED: DIMENSIONS ARE IN MILLIMETERS SURFACE FINISH: TOLERANCES: LINEAR: $\pm 0.5\text{mm}$ ANGULAR: $\pm 0.5^\circ$		FINISH:	DEBUR AND BREAK SHARP EDGES
DRAWN	NAME	SIGNATURE	DATE
CHK'D			
APPV'D			
MFG			
Q.A			
		GENERAL TOL - UOS $\pm 0.1\text{MM}$	
		MATERIAL:	



CLIENT: **LOCKERS AUSTRALASIA**  
ASSEMBLY: **CONTROL MODULE**

PART NO.	DRAWING NO. F	A3
SCALE: 1:20	SHEET 2 OF 9	REV

